

Java ME Development Tools – Install these for the hands-on exercises

1. JDK (Java SE 7u1)

Oracle Website <http://www.oracle.com/technetwork/java/javase/downloads/index.html>

Java Platform, Standard Edition	
Java SE 7u1 This release includes many security fixes. Learn more ▶	JDK Download

The filename should be **jdk-7u1-windows-x64.exe**

2. Nokia SDK 1.0 for Java

Nokia Developer Website <http://www.developer.nokia.com/Develop/Java/Tools/>

> Nokia SDK for Java (click “Get the tools and get started” button)

Nokia SDK for Java [Get the tools and get started](#)

> **Download version for: Offline (241MB)**

Nokia SDK for Java
Publisher: Nokia

Date added: 29 July 2011

Requirements
Please see release notes for hardware and software requirements.

Download version for:

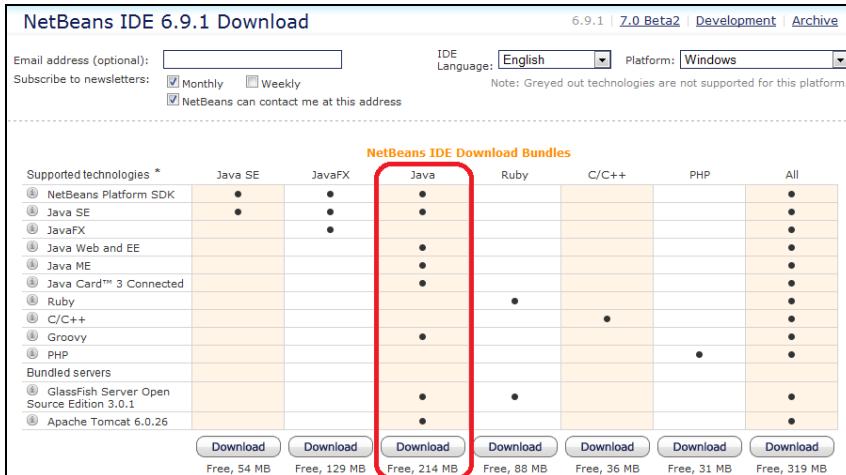
[Download](#)

The filename should be **Nokia_SDK_for_Java_offline_v1_0_en.zip**

Note: You may need to uninstall “Nokia Connectivity Framework” if you already have it installed. Uninstall the version on your machine, restart your machine, then run the SDK installer again and accept all prompts. This is necessary or the emulator which you need for testing will not be installed properly.

3. Netbeans IDE 6.9.1 or above (choose a version that supports Java ME)

Netbeans Website <http://www.netbeans.com/downloads/6.9.1/>

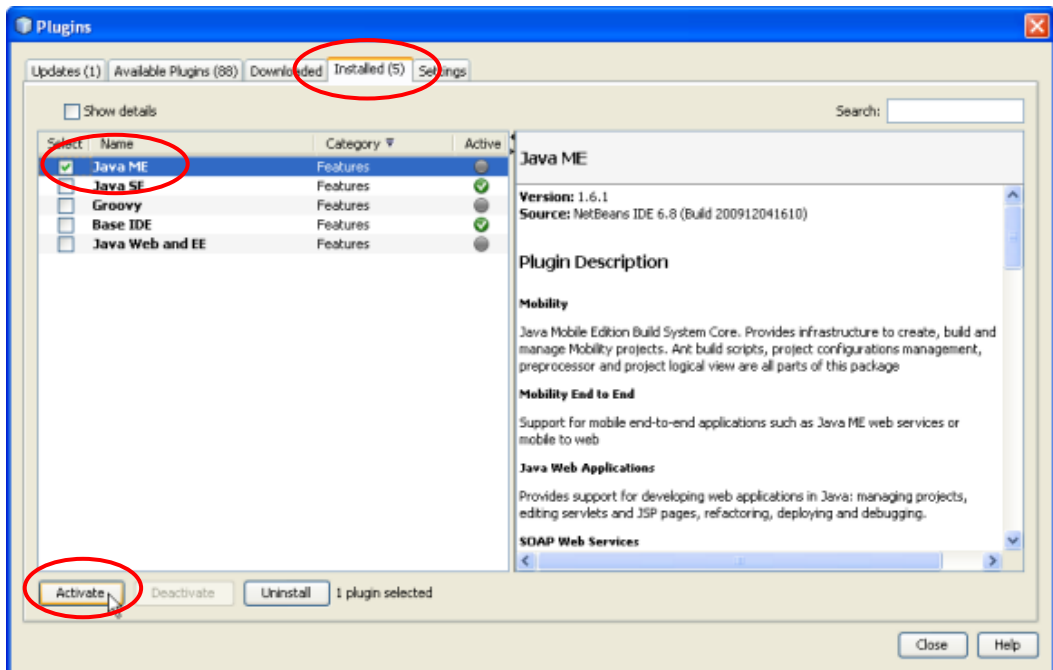


The filename should be **netbeans-6.9.1-ml-java-windows.exe**

After installing Netbeans, startup and configure the Netbeans environment:

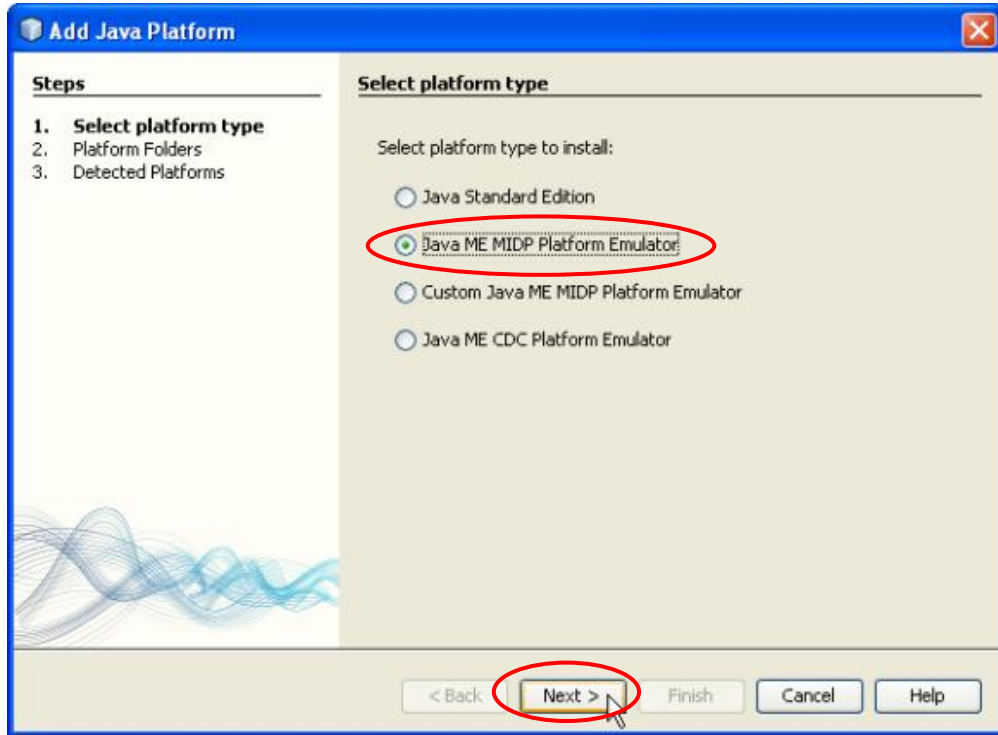
1. Activate Java ME

From Netbeans, select **Tools > Plugins > Installed**. Select **Java ME** and click **Activate**, as shown below:-

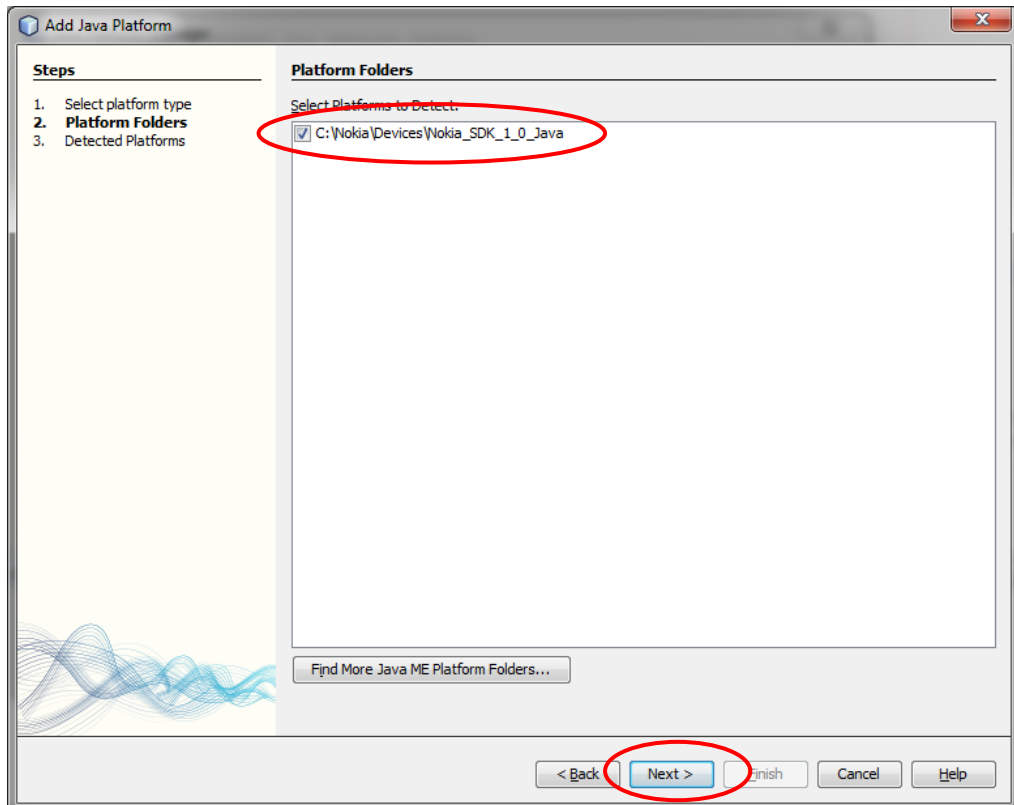


2. Add Nokia Platform

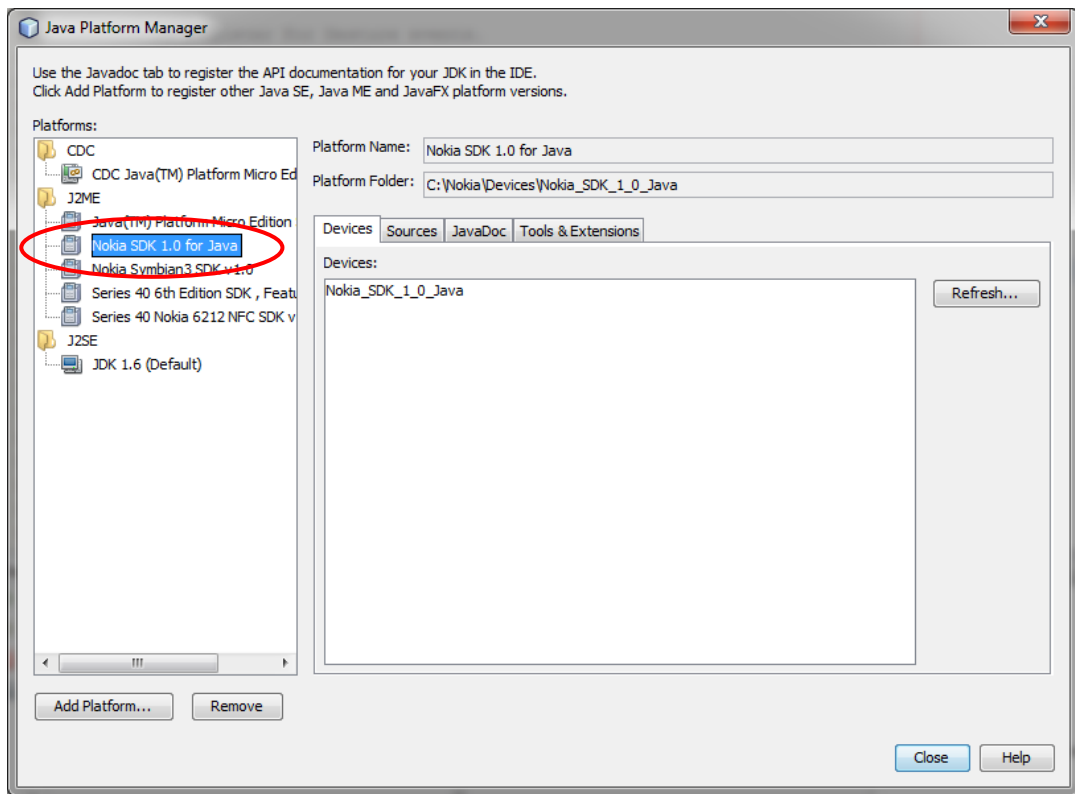
From Netbeans, select **Tools > Java Platform**. Click **Add Platform** and select **Java ME MIDP Platform Emulator**, as shown below:-



You can now select the SDK, as shown below, and click **Next**.



Finish the installation and you should then see the **Nokia SDK 1.0 for Java** appear on the list of J2ME platforms as shown below



Note: You may need to restart your system for all installations and changes to take effect.